




Shapes

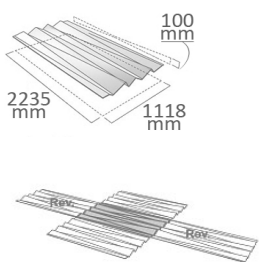
www.3form.eu



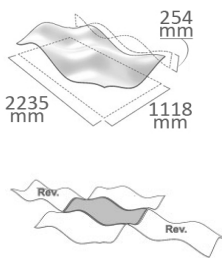
Create fluid motion and dynamic presence with our **Continuous Pattern**. Design intimate or expansive installations with these edge-matched complex shapes. For a more artfully arranged installation, use any combination of our **Sculptural Forms**. Specify **Twist** for a striking installation uniquely customizable in size and rotation. These shapes have infinite compositional possibilities. **Install 3form shapes by means of our Shapes and Attachment hardware systems.**

CONTINUOUS PATTERN (Edge matching)

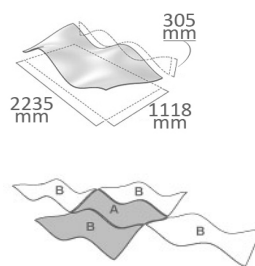
Zig zag



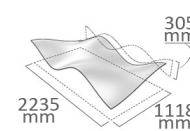
Valley



Flow A

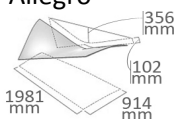


Flow B

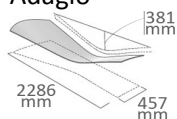


SCULPTURAL FORMS

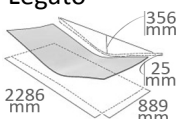
SYMPHONY
Allegro



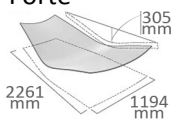
Adagio



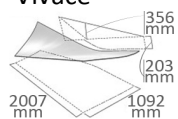
Legato



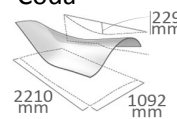
Forte



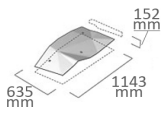
Vivace



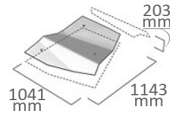
Coda



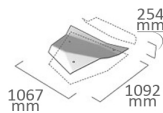
ALTA 3 Small A



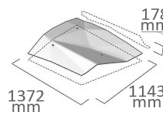
3 Small B



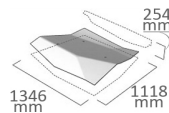
3 Small C



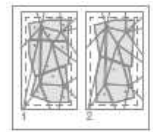
2 Medium A



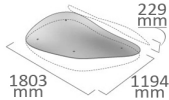
2 Medium B



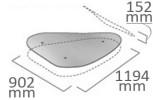
Sheet Yield



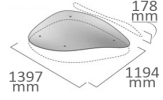
SOLITUDE 1 Large, 1 Small A



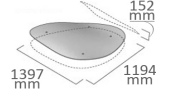
1 Large, 1 Small B



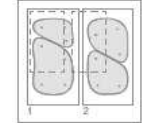
2 Medium A



2 Medium B



Sheet Yield



SAILS 2 Long, 4 Short

(2) 305x2261 mm +
(4) 305x1130 mm



1 Long, 4 Short

(1) 406x2261 mm +
(4) 406x1130 mm



1 Long, 2 Short

(1) 610x2261 mm +
(2) 610x1130 mm



TWIST

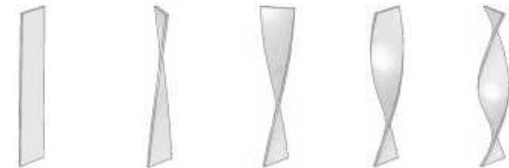
15°

75°

135°

195°

270°



Length: 2318mm or 2928mm
Width: 300mm, 400mm or 550mm

SHAPES AND ATTACHMENT HARDWARE SYSTEMS

All shapes combine with sleek, functional hardware systems of 3form to provide full solutions for nearly any installation.

